

# Comparison of glass-eel capture quotas, production levels and fishing schedules in the three hydrographic basins GDC, LCV et BRE during the 2010-2011, 2011-2012 and 2012-2013 fishing campaigns (until March 1st 2013)

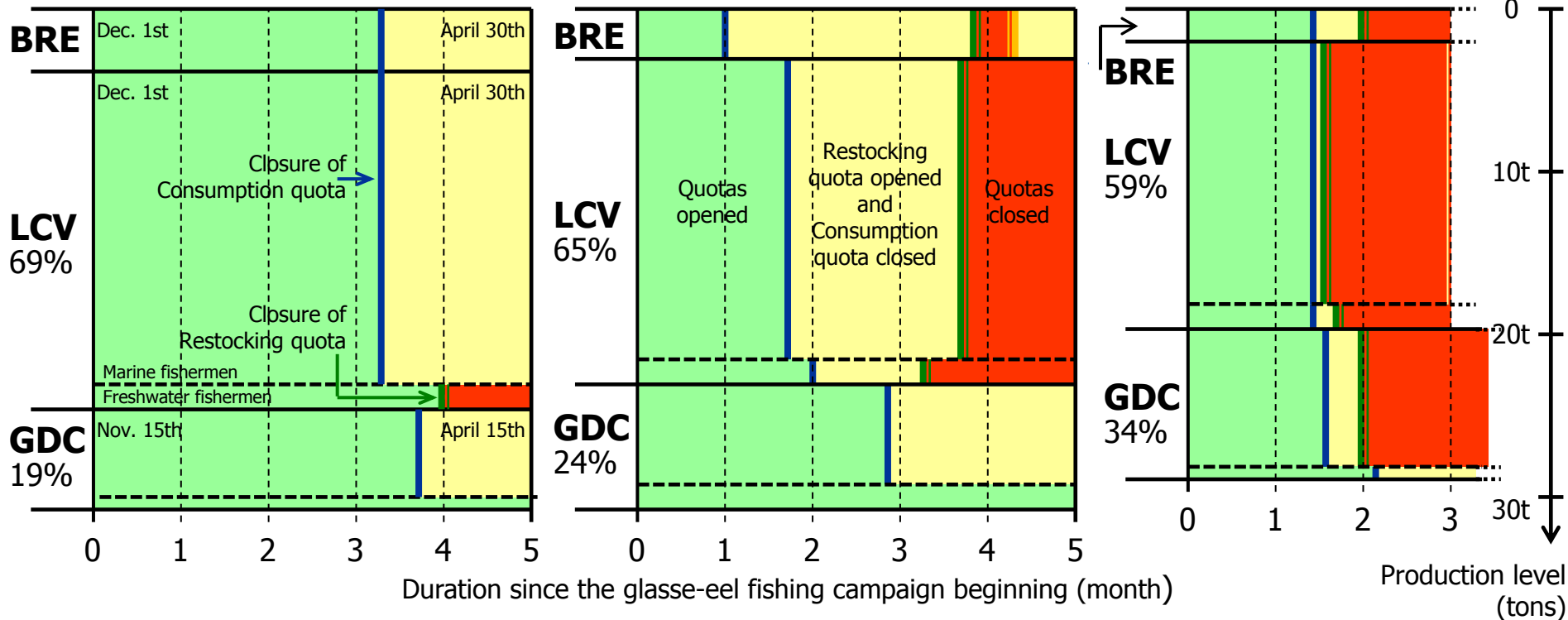
(Capture quota of the GDC-LCV-BRE basins = 86 % of the national capture quota)

CNPMEM-CONAPPED document	2010-2011	2011-2012	2012-2013
Capture quota GDC-LCV-BRE Consumption/Restocking	38,42 tons 60/40%	31,82 tons 55/45%	29,24 tons 50/50%
<b>Fishing Period</b>	The entire campaign (5 months)	The entire campaign (5 months)	From beginning until March 1st 2013 (3-3,5 months)
<b>Production GDC-LCV-BRE during the fishing period</b>	<b>31,47 tons</b>	<b>31,33 tons</b>	<b>28-29 tons</b> (unofficial records)





### Fishing schedule 2010-2011

### Schedule 2011-2012

### Schedule 2012-2013



**Evolution of the French glass-eel fishermen number and comparison of independent data sets of glass-eel sales declarations issued during the 2010-2011, 2011-2012 and 2012-2013 fishing campaigns (until January 14th 2013)**

	<b>2010-2011</b>	<b>2011-2012</b>	<b>2012-2013*</b>
Total number of French glass-eel fishermen	<b>823</b>	 <b>731</b> -11%	 <b>620</b> -15%
Sales declarations number	10 065	11 137	4 179
Number of active fishermen who are affected	369	411	301
Total reported sales (tons)	19,0 t (54,6%)	25,4 t (74,2%)	14,0 t
Mean quantity	<b>1,89 kg</b>	 <b>2,28 kg</b>	 <b>3,34 kg</b>
per declaration			
per fisherman	51,5 kg	61,8 kg	46,4 kg

\* End of the 2012-2013 data set : January 14th 2013

## An increase in glass eel recruitment in 2012 and 2013

- **2012**: winter 2011-2012 recruitment in French catchments was at **its highest level in the last 4 to 5 fishing seasons**, according to socio-economic indicators used by French professionals. ICES recently confirmed this observation in its 2012 report. Since then, different installation managers located in French catchments **recorded increases in eels less than 20 cm (young eels) in fish pass in 2012 that are noticeably higher than those for the past 5 to 10 years.**

- **2013**: 2012-2013 recruitment is most likely **the highest it has been in the past 10 to 15 years**, according to socio-economic indicators used by the French professional fishing sector. The production levels recorded during the 4 months' 2011-2012 winter fishing season were reached in less than two months in the winter of 2012-2013. **Monitoring of CPUE (Catch Per Unit Effort) data for 2012-2013 showed a 77% increase in daily individual production compared to 2010-2011, and a 47% increase as compared to 2011-2012.** In the large open Loire estuary, the remainder of the 1.5 tonne quota for glass eels intended for restocking was recently fished at 90% in less than 2 hours, despite unfavourable conditions (cold and clear night which limited the capturability of eel fry). The area is now closed to fishing.

**The abundance of glass eel is a good sign for the species. But there is still an urgent need to reduce the impact of other anthropogenic factors that contribute to the mortality of the European eel (such as blocking migratory pathways and pollutions), which play a major role in the degradation of aquatic environments. This will ensure that these exceptional recruitment levels are truly beneficial to the species, through the production of a large number of healthy spawners.**